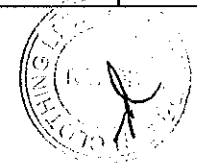


Name of the Company :Kewal Kiran Clothing Limited			
Script Code:532732		Class of Security:EQUITY	
AS ON NSDL DATA:31/03/2014		CDSL DATA: 31/03/2014	
Partly Paid-up shares	No. of Partly Paid-up shares	As a % of total no. of Partly paid-up shares	As a % of total no. of shares of the Company
Held by promoter/Promoter group	0	0	0
Held by public	0	0	0
Total	0	0	0
Outstanding convertible securities	No. of Outstanding securities	As a % of total No. of Outstanding convertible securities	As a % of total No. of shares of the company, assuming full conversion of the convertible securities
Held by promoter/Promoter group	0	0	0
Held by Public	0	0	0
Total	0	0	0
Warrants	No. of Warrants	As a % of total no. of warrants	As a % of total No. of shares of the company, assuming full conversion of the convertible Warrants
Held by promoter/Promoter group	0	0	0
Held by Public	0	0	0
Total	0	0	0
Total paid-up capital of the company, assuming full conversion of warrants and convertible securities			12325037

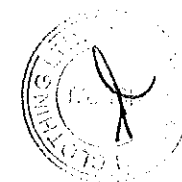


**Kewal Kiran Clothing Limited**


(i)	(ii)	(iii)	(iv)	(v)	(vi)	(vii)	(viii)	(ix) = (viii)/(iv)*100
<b>(A)</b>	<b>PROMOTER AND PROMOTER GROUP</b>							
[1]	INDIAN							
	INDIVIDUALS / HINDU UNDIVIDED FAMILY	23	9144178	9144178	74.19	74.19	0	0
	CENTRAL GOVERNMENT / STATE GOVERNMENT(S)	0	0	0	0	0	0	0
	BODIES CORPORATE	1	2295	2295	0.02	0.02	0	0
	FINANCIAL INSTITUTIONS / BANKS	0	0	0	0	0	0	0
	ANY OTHER (SPECIFY)	0	0	0	0	0	0	0
	<b>Sub Total</b>	<b>24</b>	<b>9146473</b>	<b>9146473</b>	<b>74.21</b>	<b>74.21</b>	<b>0</b>	<b>0</b>
[2]	FOREIGN							
	INDIVIDUALS (NON-RESIDENT INDIVIDUALS / FOREIGN INDIVIDUALS)	0	0	0	0	0	0	0
	BODIES CORPORATE	0	0	0	0	0	0	0
	INSTITUTIONS	0	0	0	0	0	0	0
	QUALIFIED FORE. INVESTOR-CORPORATE	0	0	0	0	0	0	0
	QUALIFIED FORE. INVESTOR-IND	0	0	0	0	0	0	0
	ANY OTHER (SPECIFY)	0	0	0	0	0	0	0
	<b>Sub Total</b>	<b>0</b>	<b>0</b>	<b>0</b>	<b>0</b>	<b>0</b>	<b>0</b>	<b>0</b>
	<b>Total (A)</b>	<b>24</b>	<b>9146473</b>	<b>9146473</b>	<b>74.21</b>	<b>74.21</b>	<b>0</b>	<b>0</b>
<b>(B)</b>	<b>PUBLIC SHAREHOLDING</b>							
[1]	INSTITUTIONS							
	MUTUAL FUNDS / UTI ✓	27	842532	842532	6.84	6.84	0	0



	FINANCIAL INSTITUTIONS / BANKS	0	0	0	0	0	0	0	0
	CENTRAL GOVERNMENT / STATE GOVERNMENT(S)	0	0	0	0	0	0	0	0
	VENTURE CAPITAL FUNDS	0	0	0	0	0	0	0	0
	INSURANCE COMPANIES	0	0	0	0	0	0	0	0
	FOREIGN INSTITUTIONAL INVESTORS ✓	7	1443720	1443720	11.71	11.71	0	0	0
	FOREIGN VENTURE CAPITAL INVESTORS	0	0	0	0	0	0	0	0
	QUALIFIED FORE. INVESTOR-CORPORATE	0	0	0	0	0	0	0	0
	QUALIFIED FORE.INVESTOR-IND	0	0	0	0	0	0	0	0
	<b>Sub Total</b>	<b>34</b>	<b>2286252</b>	<b>2286252</b>	<b>18.55</b>	<b>18.55</b>	<b>0</b>	<b>0</b>	<b>0</b>
[2]	NON-INSTITUTIONS								
	BODIES CORPORATE ✓	121	174276	174276	1.41	1.41	0	0	0
	INDIVIDUAL SHAREHOLDERS HOLDING NOMINAL SHARE CAPITAL UPTO RS. 1 LAKH.	4002	503546	501542	4.09	4.09	0	0	0
	INDIVIDUAL SHAREHOLDERS HOLDING NOMINAL SHARE CAPITAL IN EXCESS OF RS. 1 LAKH ✓	6	164327	164327	1.33	1.33	0	0	0
	QUALIFIED FORE. INVESTOR-CORPORATE	0	0	0	0	0	0	0	0
	QUALIFIED FORE.INVESTOR-IND	0	0	0	0	0	0	0	0
	CLEARING MEMBER ✓	46	14963	14963	0.12	0.12	0	0	0
	MARKET MAKER	0	0	0	0	0	0	0	0
	OFFICE BEARERS ✓	5	3197	3197	0.03	0.03	0	0	0
	NON RESIDENT INDIANS (REPAT) ✓	55	18957	18957	0.15	0.15	0	0	0
	NON RESIDENT INDIANS (NON REPAT) ✓	27	11960	11960	0.1	0.1	0	0	0
	FOREIGN COMPANIES	0	0	0	0	0	0	0	0
	OVERSEAS BODIES CORPORATES	0	0	0	0	0	0	0	0
	INDEPENDENT DIRECTORS / RELATIVES ✓	1	336	336	0	0	0	0	0
	TRUSTS ✓	2	750	750	0.01	0.01	0	0	0
	<b>Sub Total</b>	<b>4265</b>	<b>892312</b>	<b>890308</b>	<b>7.24</b>	<b>7.24</b>	<b>0</b>	<b>0</b>	<b>0</b>
	<b>Total (B)</b>	<b>4299</b>	<b>3178564</b>	<b>3176560</b>	<b>25.79</b>	<b>25.79</b>	<b>0</b>	<b>0</b>	<b>0</b>
	<b>Total (A)+(B)</b>	<b>4323</b>	<b>12325037</b>	<b>12323033</b>	<b>100</b>	<b>100</b>	<b>0</b>	<b>0</b>	<b>0</b>



(C)	SHARES HELD BY CUSTODIANS AND AGAINST WHICH DEPOSITORY RECEIPTS HAVE BEEN ISSUED							
	-							
	SHARES HELD BY CUSTODIANS	0	0	0	0	0	0	0
	Sub Total	0	0	0	0	0	0	0
	Total (C)	0	0	0	0	0	0	0
	Total (A)+(B)+(C)	4323	12325037	12323033	100	100	0	0



## (I)(b) Statement showing holding of securities (including shares, warrants, convertible securities) of persons belonging to the category "Promoter and Promoter Group"

Sr. No.	Name of the shareholder & PAN No.	Details of Shares held		Encumbered shares			Details of warrants		Details of convertible securities		Total shares (including underlying shares assuming full conversion of warrants and convertible securities) as a % of diluted share capital
		Number of shares held	As a % of grand total (A)+(B)+(C)	No.	As a percentage	As a % of grand total (A)+(B)+(C) of sub-clause (I)(a)	Number of warrants held	As a % total number of warrants of the same class	Number of convertible securities held	As a % total number of convertible securities of the same class	
(I)	(II)	(III)	(IV)	(V)	(VI)=(V)/(III)*100	(VII)	(VIII)	(IX)	(X)	(XI)	(XII)
1	Shanlaben P. Jain (ADBPJ3830D) j/w Kewalchand P. Jain (AADPJ1758R) j/w Hemant P. Jain (AADPJ1753E)	6,153,000	49.92	0	0.00	0.00	0	0	0	0	49.92
2	Vikas P Jain (AADPJ1757A)	629,485	5.11	0	0.00	0.00	0	0	0	0	5.11
3	Dinesh P Jain (AADPJ0367Q)	629,430	5.11	0	0.00	0.00	0	0	0	0	5.11
4	Hemant P Jain (AADPJ1753E)	613,515	4.98	0	0.00	0.00	0	0	0	0	4.98
5	Kewalchand P Jain (AADPJ1758R)	613,450	4.98	0	0.00	0.00	0	0	0	0	4.98
6	Dinesh Jain (AADPJ0367Q) J/Wt Sangeeta Jain (AAFPJ1237R)	99,401	0.81	0	0.00	0.00	0	0	0	0	0.81
7	Vikas Jain (AADPJ1757A) J/Wt Kesar Jain (AAFPJ1239B)	91,836	0.75	0	0.00	0.00	0	0	0	0	0.75
8	Hemant Jain (AADPJ1753E) J/Wt: Lata Jain (AAFPJ1238A)	77,400	0.63	0	0.00	0.00	0	0	0	0	0.63
9	Kewalchand Jain (AADPJ1758R) J/Wt: Veena Jain (AAFPJ1236Q)	76,661	0.62	0	0.00	0.00	0	0	0	0	0.62
10	Sangeeta D Jain (AAFPJ1237R)	16,000	0.13	0	0.00	0.00	0	0	0	0	0.13
11	Veena K Jain (AAFPJ1236Q)	16,000	0.13	0	0.00	0.00	0	0	0	0	0.13
12	Lata H Jain (AAFPJ1238A)	16,000	0.13	0	0.00	0.00	0	0	0	0	0.13
13	Kesar V Jain (AAFPJ1239B)	16,000	0.13	0	0.00	0.00	0	0	0	0	0.13
14	Pankaj K Jain (AADPJ1755C)	16,000	0.13	0	0.00	0.00	0	0	0	0	0.13
15	Hitendra H Jain (AADPJ1754D)	16,000	0.13	0	0.00	0.00	0	0	0	0	0.13
16	Kewalchand P Jain HUF(AACHJ0732L)	16,000	0.13	0	0.00	0.00	0	0	0	0	0.13
17	Hemant P Jain HUF(AACHJ0730J)	16,000	0.13	0	0.00	0.00	0	0	0	0	0.13
18	Dinesh P Jain HUF (AAAH9784J)	16,000	0.13	0	0.00	0.00	0	0	0	0	0.13
19	Vikas P Jain HUF (AAAHV9235J)	16,000	0.13	0	0.00	0.00	0	0	0	0	0.13
20	Kewal Kiran Finance Pvt. Ltd. (AADCK2902P)	2,295	0.02	0	0.00	0.00	0	0	0	0	0.02
TOTAL		9,146,473	74.21	0	0.00	0.00	0	0	0	0	74.21



**Statement showing holding of securities (including shares, warrants, convertible securities) of persons belonging to the category "Public" and holding more than 1% of the total number of shares**

(I)(c)(i)

Sr. No.	Name of the shareholder & PAN No.	Number of shares held	Shares as a percentage of total number of shares [i.e., Grand Total (A)+(B)+(C) indicated in Statement at para (I)(a) above]	Details of warrants		Details of convertible securities		Total shares (including underlying shares assuming full conversion of warrants and convertible securities) as a % of diluted share capital
				Number of warrants held	As a % total number of warrants of the same class	Number of convertible securities held	% w.r.t total number of convertible securities of the same class	
1	Nalanda India Fund Limited AACCN5849D	1200000	9.74	0	0	0	0	9.74
2	Birla Sunlife trustee Company Private Limited A/C Birla Sun Life Capital Protection Oriented Fund - Series 17 (AAATB0102C)	323174	2.62	0	0	0	0	2.62
3	Kotak Emerging Equity Scheme (AAATK4475F)	134042	1.09	0	0	0	0	1.09
4	Newedge group a/c Malabar India Fund Limited (AASCM6589C)	233361	1.89					
5	SBI Magnum global fund(AABTS6407Q)	257718	2.09	0	0	0	0	2.09
<b>TOTAL</b>		<b>2148295</b>	<b>17.43</b>	<b>0</b>	<b>0</b>	<b>0</b>	<b>0</b>	<b>17.43</b>

**Statement showing holding of securities (including shares, warrants, convertible securities) of persons (together with PAC) belonging to the category "Public" and holding more than 5% of the total number of shares of the company**

(I)(c)(ii)

Sr. No.	Name(s) of the shareholder(s) and the Persons Acting in Concert (PAC) with them & PAN No.	Number of shares	Shares as a percentage of total number of shares [i.e., Grand Total (A)+(B)+(C) indicated in Statement at para (I)(a) above]	Details of warrants		Details of convertible securities		Total shares (including underlying shares assuming full conversion of warrants and convertible securities) as a % of diluted share capital
				Number of warrants	As a % total number of warrants of the same class	Number of convertible securities held	% w.r.t total number of convertible securities of the same class	
1	Nalanda India Fund Limited (AACCN5849D)	1200000	9.74					9.74
<b>TOTAL</b>		<b>1200000</b>	<b>9.74</b>					<b>9.74</b>

(I)(d) Statement showing details of locked-in shares			
Sr. No.	Name of the shareholder	Number of Locked in Shares	Locked-in shares as a percentage of total number of shares [i.e., Grand Total (A)+(B)+(C) indicated in Statement at para (I)(a) above]
1	NIL	NIL	NIL
TOTAL		NIL	NIL

(II)(a) Statement showing details of Depository Receipts (DRs)				
Sr. No.	Type of outstanding DR (ADRs, GDRs, SDRs, etc.)	Number of outstanding DRs	Number of shares underlying outstanding DRs	Shares underlying outstanding DRs as a percentage of total number of shares [i.e., Grand Total (A)+(B)+(C) indicated in Statement at para (I)(a) above]
1	NIL	NIL	NIL	NIL
TOTAL		NIL	NIL	NIL

(II) (b) Statement showing holding of Depository Receipts (DRs), where underlying shares held by				
Sr. No.	Name of the DR Holder	Type of outstanding DR (ADRs, GDRs, SDRs, etc.)	Number of shares underlying outstanding DRs	Shares underlying outstanding DRs as a percentage of total number of shares [i.e., Grand Total (A)+(B)+(C) indicated in Statement at para (I)(a) above]
1	NIL	NIL	NIL	NIL
TOTAL		NIL	NIL	NIL

