

WHITE KNITWEARS PRIVATE LIMITED
Company Identification Number: U18101MH2005PTC157994
Balance Sheet as at 31st Mar, 2023

(Amount Rs. in lakhs)

Particulars	Note No	As At 31st Mar 2023 Audited	As At 31st March 2022 Audited
ASSETS			
1) Non-Current Assets			
Property, Plant and Equipment	2.1	0.36	0.36
Financial Assets			
i) Investments	2.2	0.10	0.10
ii) Other Financial Assets	2.3	13.74	13.74
Other Non-Current Assets	2.4	-	-
		14.20	14.20
2) Current Assets			
Financial Assets			
i) Investments	2.5	17.05	53.10
ii) Cash & Cash Equivalents	2.6	6.01	10.99
iii) Other Financial Assets	2.7	-	-
Other Current Assets	2.8	556.78	556.78
		579.84	620.86
TOTAL ASSETS		594.04	635.06
EQUITY AND LIABILITIES			
Equity			
a) Equity Share Capital	2.9	99.00	99.00
b) Other Equity	2.10	(995.77)	(897.20)
		(896.77)	(798.20)
Liabilities			
1) Non-Current Liabilities			
Financial Liabilities			
Borrowings	2.11	625.00	625.00
Other non - current liabilities	2.12	862.65	806.40
		1,487.65	1,431.40
2) Current Liabilities			
Financial Liabilities			
Trade Payables			
Due to Micro and Small Enterprises	2.13	-	1.15
Other Current Liabilities	2.14	3.15	0.71
		3.15	1.86
TOTAL EQUITY AND LIABILITIES		594.04	635.06

As per our audit report of even date

For and on behalf of

Jain & Trivedi

Chartered Accountants

Registration No. : 113496W

Satish Trivedi

Satish Trivedi

Partner

Membership No. : 38317

Place: Mumbai

Date: 20/04/2023



For and on behalf of the Board of Directors

15-4-23

Kewalchand P. Jain

Director

DIN:0029730

Mahendra Sundesha

Mahendra Sundesha

Director

DIN:01532570

Place: Mumbai

Date: 20/04/2023

Hiralal P. Jain

Director

DIN:00949204

Shaflesh Singh

Shaflesh Singh

Company Secretary

WHITE KNITWEARS PRIVATE LIMITED Company Identification Number: U18101MH2005PTC157994 Statement of Profit and Loss for the period ended 31st March, 2023 (Amount Rs. in lakhs)							
Particulars	Note No	For the qtr Ended 31st Mar 2023	For the qtr Ended 31st Dec 2022	For the qtr Ended 30th Sep 2022	For the qtr Ended 31st Dec 2021	For the Period Ended 31st March 23	For the year Ended 31st March 2022
INCOME							
Revenue from operations		-	-	-	-	-	-
Other Income	2.15	0.28	0.33	0.47	0.67	0.95	4.32
		0.28	0.33	0.47	0.67	0.95	4.32
EXPENDITURE							
Employee benefit expense	2.16	0.22	0.22	0.22	0.31	0.89	0.92
Finance costs	2.17	56.25	0.00	0.00	0.00	56.25	56.26
Administrative Expenses	2.18	5.33	5.23	12.77	4.81	40.87	56.54
		61.81	5.46	12.99	5.12	98.02	113.72
Profit before tax		(61.52)	(5.12)	(12.53)	(4.45)	(97.06)	(109.41)
Tax Expense							
Current tax		-	1.50	-	-	1.50	-
Deferred tax		-	-	-	-	-	-
Profit/(Loss) for the year		(61.52)	(6.62)	(12.53)	(4.45)	(98.56)	(109.41)
Other Comprehensive Income							
Total Comprehensive Income for the year		(61.52)	(6.62)	(12.53)	(4.45)	(98.56)	(109.41)
Earning per equity share of Rs. 10 each							
Basic		(6.21)	(0.67)	(1.27)	(0.45)	(9.96)	(11.05)
Diluted		(6.21)	(0.67)	(1.27)	(0.45)	(9.96)	(11.05)

As per our audit report of even date
 For and on behalf of
 Jain & Trivedi
 Chartered Accountants
 Registration No. : 113496W

For and on behalf of the Board of Directors

Kewalchand P. Jain
 Director
 DIN:0029730

Hiralal P. Jain
 Director
 DIN:00949204

Satish Trivedi
 Partner
 Membership No. : 38811

Mahendra Sundesha
 Director
 DIN:01532570

Shafiq Singh
 Company Secretary

Place: Mumbai
 Date: 20/04/2023

Place: Mumbai
 Date: 20/04/2023



WHITE KNITWEARS PRIVATE LIMITED
Company Identification Number: U18101MH2005PTC157994
CASH FLOW STATEMENT FOR THE PERIOD ENDED 31ST MAR 2023

Particulars	For the Period Ended 31st Mar, 2023 (Amount Rs. in lakhs)		For the Year Ended 31st March, 2022 (Amount Rs. in lakhs)	
	Audited		Audited	
A. CASH FLOW FROM OPERATING ACTIVITIES				
Net Profit Before Taxes as per Statement of Profit and Loss		(98.56)		(109.41)
Adjustments for:				
Depreciation/ Amortization	-		-	
(Gain)/Loss on Redemption of units of Mutual Fund (Net)	(0.95)		(4.32)	
		(0.95)		(4.32)
Trade Receivable and Other Assets		(99.52)		(113.72)
Trade Payables, Liabilities and Provisions	-		5.74	
	57.54		55.57	
		57.54		61.32
Net Cash Inflow from Operating Activities		(41.98)		(52.41)
Less: Income Tax paid (Net of Refund)		-		-
Net Cash Inflow/(outflow) from Operating Activities		(41.98)		(52.41)
B. CASH FLOW FROM INVESTING ACTIVITIES				
Redemption of Investments- (net of taxes)		37.00		50.00
Net Cash inflow/(Outflow) from Investing Activities		37.00		50.00
C. CASH FLOW FROM FINANCING ACTIVITIES				
Net Cash Inflow/(Outflow) from Financing Activities		-		-
Net Increase/ (Decrease) in Cash & Cash Equivalents		(4.98)		(2.41)
CASH AND CASH EQUIVALENTS - OPENING		10.99		13.39
		6.01		10.99
Effect of Exchange(Gain)/Loss on Cash and Cash Equivalents		-		-
CASH AND CASH EQUIVALENTS - CLOSING		6.01		10.99


As per our audit report of even date

For and on behalf of

Jain & Trivedi

Chartered Accountants

Registration No. : 113496W



Satish Trivedi

Partner

Membership No. : 38317

Place: Mumbai

Date: 20/04/2023

For and on behalf of the Board of Directors

15-11-2023

Kewalchand P. Jain

Director

DIN:0029730

Mahendra Sundesha

Mahendra Sundesha

Director

DIN:01532570

Place: Mumbai

Date: 20/04/2023

Hiralal P. Jain

Hiralal P. Jain

Director

DIN:00949204

Shresh Singh

Shresh Singh

Company Secretary

WHITE KNITWEARS PRIVATE LIMITED
Note -2.1 Property, Plant and Equipment
Tangible Assets

(Amount is in Rs. Lakhs)											
Sr. No.	Description	GROSS BLOCK			DEPRECIATION					NET BLOCK	
		As at 1st April 2022	Additions	Deduction	As at 31st Dec 2022	As at 1st April 2022	Adjusted in Retained Earnings	For the Year	Acc. Dep on FA Sold / Discarded	As at 31st Dec 2022	As at 31st March 2022
1	Computer & Software	6.62	-	-	6.62	6.29	-	-	-	0.331	0.33
2	Vehicle	0.569	-	-	0.569	0.540	-	-	-	0.028	0.028
	Total	7.19	-	-	7.19	6.83	-	-	-	0.36	0.36



WHITE KNITWEARS PRIVATE LIMITED

Company Identification Number: U18101MH2005PTC157994

Notes forming part of the Financial Statements for the period ended 31st Mar, 2023

(Amount Rs. in lakhs)


Note No	Notes	31st Mar, 2023	31st Mar 2022
2.2	Non-Current Investments	31st Mar 2023	31st Mar 2022
	Investments in Government and Trust securities	0.10	0.10
	Total	0.10	0.10
2.3	Other Non-Current Financial Assets	31st Mar 2023	31st Mar 2022
	Security Deposit	13.49	13.49
	Other Advances	0.25	0.25
	Total	13.74	13.74
2.4	Other Non-Current Assets	31st Mar 2023	31st Mar 2022
	Advance tax / tax deducted at source (Net of Provision)	-	-
	Total	-	-
2.5	Current Investments	31st Mar 2023	31st Mar 2022
	Investments in Mutual funds - (liquid & Debt Funds)- Unquoted NIPPON INDIA CORPORATE BOND FUND-DIRECT PLAN [Units: 32,722.49 units (P.Y. 107,164.039 units)]	17.05	53.10
	Total	17.05	53.10
	Aggregate value of Unquoted Investments		
	At Cost	10.98	35.95
	At Market Value	17.05	53.10
2.6	Cash and cash equivalents	31st Mar 2023	31st Mar 2022
	Balances with banks		
	In Current Account	4.84	10.34
	Cash on hand	1.17	0.65
	Total	6.01	10.99
2.7	Other Current Financial Assets	31st Mar 2023	31st Mar 2022
	Loan Given to employee	-	-
	Total	-	-
2.8	Other Current Assets	31st Mar 2023	31st Mar 2022
	Assets held for sale	551.80	551.80
	Advance given to suppliers	-	-
	VAT Refundable	4.45	4.45
	Duty Drawback Receivable (09-10)	0.47	0.47
	Accrued Interest on NSC	0.06	0.06
	Total	556.78	556.78
2.9	Equity Share Capital	31st Mar 2023	31st Mar 2022
	Authorised Share capital		
	10,00,000 (P.Y. 10,00,000) Equity shares of Rs.10/- each	100.00	100.00
		100.00	100.00
	Issued, subscribed & fully paid up equity share capital		
	990,000 (P.Y. 990,000) Equity shares of Rs.10/- each, fully paid up	99.00	99.00
	Total	99.00	99.00

a) Reconciliation of the Equity shares outstanding at the beginning

Equity Shares	31st Mar 2023		31st March 2022	
	No. of shares	Face value of Shares	No. of shares	Face value of Shares
Shares outstanding at the beginning of the year	9.90	99.00	9.90	99.00
Shares Issued during the year	-	-	-	-
Shares bought back during the year	-	-	-	-
Shares outstanding at the end of the year	9.90	99.00	9.90	99.00

b) Details of the shareholders holding more than 5% Equity shares in the company

Name of Shareholder	31st Mar 2023		31st March 2022	
	No. of Shares held	% of Holding	No. of Shares held	% of Holding
Hiralal Jain	1,65,000	16.66	1,65,000	16.66
Javerilal Mehta	1,65,000	16.66	1,65,000	16.66
Meena Sundesha	3,30,000	33.33	3,30,000	33.33
Kewal Kiran Clothing Ltd	3,30,000	33.33	3,30,000	33.33



WHITE KNITWEARS PRIVATE LIMITED

Company Identification Number: U18101MH2005PTC157994

Notes forming part of the Financial Statements for the period ended 31st Mar, 2023

(Amount Rs. in lakhs)

c) Shares held by promoters at the end of the period 31st Mar 2023

Sr. No.	Promoter Name	No. of Shares	% of total shares
1	Hiralal Jain	1,65,000	16.66
2	Javerilal Mehta	1,65,000	16.66
3	Meena Sundesha	3,30,000	33.33
4	Kewal Kiran Clothing Ltd	3,30,000	33.33
	Total	9,90,000	99.98

Shares held by promoters at the end of the year ending 31st March 2023

Sr. No.	Promoter Name	No. of Shares	% of total shares
1	Hiralal Jain	1,65,000	16.66
2	Javerilal Mehta	1,65,000	16.66
3	Meena Sundesha	3,30,000	33.33
4	Kewal Kiran Clothing Ltd	3,30,000	33.33
	Total	9,90,000	99.98


2.10	Other Equity	31st Mar 2023	31st March 2022
	Balance in Statement of Profit and Loss		
	Opening balance	(897.20)	(787.79)
	Add: Net profit transferred from Statement of Profit and Loss	(98.56)	(109.41)
	Less:- Transferred to General Reserve	-	-
	Total	(995.77)	(897.20)

2.11	Non Current Borrowings	31st Mar 2023	31st Mar 2022
	Preference Shares		
	62,50,000 (P.Y 62,50,000) 9% Redeemable Cumulative Preference Shares of Rs. 10/- each	625.00	625.00
	Total	625.00	625.00

2.12	Other Non - Current Liabilities	31st Mar 2023	31st Mar 2022
	Interest Accrued on Borrowings-Preference Shares	862.65	806.40
	Total	862.65	806.40

2.13	Trade Payables	31st Mar 2023	31st Mar 2022
	Total outstanding dues of micro and small enterprises	-	1.15
	Total	-	1.15

2.14	Other Current Liabilities	31st Mar 2023	31st Mar 2022
	Salary payable	0.07	0.07
	Provision for expenses	0.59	0.53
	Provision for Income Tax	1.50	-
	Sundry Expenses	0.54	-
	TDS payable	0.45	0.11
	Total	3.15	0.71



WHITE KNITWEARS PRIVATE LIMITED			
Company Identification Number: U18101MH2005PTC157994			
Notes forming part of the Financial Statements for the period ended 31st Mar, 2023			
(Amount Rs. in lakhs)			
Note No	Notes	For the Period Ended 31st Mar 23	For the Period Ended 31st Mar 2022
2.15	Other Income	31st Mar 2023	31st Mar 2022
	<i>Income from Current Investments</i>		
	Profit & Loss on Mutual Fund	12.03	15.29
	Effect of Fair Value Measurement	(11.08)	(10.97)
	Interest on Borrowings- Preference Share	-	-
	Total	0.95	4.32
2.16	Employee Benefits Expenses	31st Mar 2023	31st Mar 2022
	Salaries and wages	0.89	0.92
	Total	0.89	0.92
2.17	Finance Costs	31st Mar 2023	31st Mar 2022
	Dividend on Preference Shares (Ind As)	56.25	56.25
	Bank Charges	0.00	0.01
	Total	56.25	56.26
2.18	Administrative Expenses	31st Mar 2023	31st Mar 2022
	Audit Fees	0.48	0.30
	Repairs & Maintenance	24.26	38.19
	Travelling Charges	0.29	0.03
	Professional Charges	10.82	11.04
	Electrical Expenses	0.74	0.82
	GIDC Charges	3.05	3.27
	Water Charges	0.50	0.53
	General & Misc Expenses	0.67	0.96
	Printing & Stationery Expenses	0.01	-
	ROC Fees	0.01	0.02
	Book Keeping & Accountancy Expenses	-	1.38
	Loading & Unloading Charges	-	0.02
	Profession Tax	0.05	
	Total	40.87	56.54



Significant Accounting policies and Notes forming part of the Financial Statements for the period ended 31st Mar, 2023

1. Company Overview and Significant Accounting Policies:

A. Corporate Information

White Knitwears Private Limited ("the Company") is a Private Limited Company incorporated in India having its registered office at Mumbai, Maharashtra. The Company is engaged into manufacturing, marketing and selling of readymade garments. The Company operates under Surat Apparel Park (SAP) a Special Economic Zone developed by GIDC.

B. Statement of Compliance and Basis of Preparation

(i) Compliance with Ind AS

The financial statements are prepared in accordance with Indian Accounting Standards ("Ind AS") as notified under the Companies (Indian Accounting Standards) Rules, 2015 and relevant amendment rules issued thereafter, the relevant provisions of the Companies Act, 2013 ("the Act").

(ii) Basis of Preparation and presentation

Basis of Preparation:

The financial statements have been prepared on a historical cost basis, except the following assets and liabilities which have been measured at fair value

- Certain financial assets and liabilities (refer accounting policy regarding financial instruments)

Fair value is the price that would be received to sell an asset or paid to transfer a liability in an orderly transaction between market participants at the measurement date under current market conditions, regardless of whether that price is directly observable or estimated using another valuation technique. In determining the fair value of an asset or a liability, the Company takes into account the characteristics of the asset or liability if market participants would take those characteristics into account when pricing the asset or liability at the measurement date

Functional and Presentation Currency:

Items included in the financial statements of the Company are measured using the currency of the primary economic environment in which the entity operates ('the functional currency'). The financial statements are presented in Indian Rupees and all values are rounded to the nearest Lakh (INR 00,000), except otherwise indicated



Significant Accounting policies and Notes forming part of the Financial Statements for the period ended 31st Mar, 2023

C. Summary of Significant Accounting Policies

1.1 Classification of Assets and Liabilities into Current/Non-Current:

The Company has ascertained its operating cycle as twelve months for the purpose of Current/ Non-Current classification of its Assets and Liabilities.

For the purpose of Balance Sheet, an asset is classified as current if:

- a) It is expected to be realised, or is intended to be sold or consumed, in the normal operating cycle; or
- b) It is held primarily for the purpose of trading; or
- c) It is expected to realise the asset within twelve months after the reporting period; or
- d) The asset is a cash or cash equivalent unless it is restricted from being exchanged or used to settle a liability for at least twelve months after the reporting period.

All other assets are classified as non-current. A liability is classified as current if:

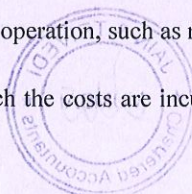
- a) It is expected to be settled in the normal operating cycle; or
- b) It is held primarily for the purpose of trading; or
- c) It is due to be settled within twelve months after the reporting period; or
- d) The Company does not have an unconditional right to defer the settlement of the liability for at least twelve months after the reporting period. Terms of a liability that could result in its settlement by the issue of equity instruments at the option of the counterparty does not affect this classification.

All other liabilities are classified as non-current.

Deferred tax assets and liabilities are classified as non-current assets and liabilities as the case may be.

1.2 Property, Plant and Equipment (PPE):

The initial cost of PPE comprises its purchase price, including import duties and non-refundable purchase taxes, and any directly attributable costs of bringing an asset to working condition and location for its intended use, including relevant borrowing costs and any expected costs of decommissioning. Following initial recognition, items of PPE are carried at its cost less accumulated depreciation and accumulated impairment losses, if any. Expenditure incurred after the PPE have been put into operation, such as repairs and maintenance, are charged to the Statement of Profit and Loss in the period in which the costs are incurred. Cost of an item of PPE includes



Significant Accounting policies and Notes forming part of the Financial Statements for the period ended 31st Mar, 2023

purchase price including non - refundable taxes and duties, borrowing cost directly attributable to the qualifying asset, any costs directly attributable to bringing the asset to the location and condition necessary for its intended use and the present value of the expected cost for the dismantling/decommissioning of the asset. Parts (major components) of an item of property, plant and equipment having different useful lives are accounted as separate items of property, plant and equipment. Capital work-in-progress comprises of cost incurred on property, plant and equipment under construction / acquisition that are not yet ready for their intended use at the Balance Sheet Date

If significant parts of an item of PPE have different useful lives, then they are accounted for as separate items (major components) of PPE. Material items such as spare parts, stand-by equipment and service equipment are classified as PPE when they meet the definition of PPE as specified in Ind AS 16 – Property, Plant and Equipment.

Property, plant and equipment are eliminated from financial statement either on disposal or when retired from active use. Assets held for disposal are stated at net realizable value. Losses arising in case of retirement of property, plant and equipment and gains or losses arising from disposal of property, plant and equipment are recognized in the statement of profit and loss in the year of occurrence.


1.3 Expenditure during construction period:

Expenditure / Income during construction period (including financing cost related to borrowed funds for construction or acquisition of qualifying PPE) is included under Capital Work-in-Progress and the same is allocated to the respective PPE on the completion of their construction.

Advances given towards acquisition or construction of PPE outstanding at each reporting date are disclosed as Capital Advances under “Other non-current Assets”.

1.4 Depreciation:

- a) Depreciation on the property, plant and equipment (other than freehold land and capital work in progress) is provided on a straight-line method (SLM) over their useful lives which is in consonance of useful life mentioned in Schedule II to the Act except certain class of assets specified in table (i) below, based on internal assessment estimated by the management of the Company, where the useful life is lower than as




Significant Accounting policies and Notes forming part of the Financial Statements for the period ended 31st Mar, 2023

mentioned in Schedule II.

- b) In case of assets purchased, sold or discarded during the year, depreciation on such assets is calculated on pro-rata basis from the date of such addition or as the case may be, upto the date on which such asset has been sold or discarded.
- c) Depreciation methods, useful lives and residual values are reviewed at each financial year end and adjusted prospectively.
- d) Leasehold lands are amortized over the period of lease or useful life whichever is lower. Buildings constructed on leasehold land are depreciated over its useful life which matches with the useful life mentioned in Schedule II. In cases where building is having useful life greater than the period of lease (where the Company does not have right of renewal), the same is amortized over the lease period of land. Non- Factory Building 60 years

1.5 Intangible Assets and Amortisation:

- a) Intangible assets are recognized only if it is probable that the future economic benefits attributable to asset will flow to the Company and the cost of asset can be measured reliably. Intangible assets are stated at cost of acquisition/development less accumulated amortization and accumulated impairment loss if any.
- b) Cost of an intangible asset includes purchase price including non - refundable taxes and duties, borrowing cost directly attributable to the qualifying asset and any directly attributable expenditure on making the asset ready for its intended use.
- c) Intangible assets under development comprises of cost incurred on intangible assets under development that are not yet ready for their intended use as at the Balance Sheet date.
- d) Amortisation methods and useful lives are reviewed at each financial year end and adjusted prospectively.



Significant Accounting policies and Notes forming part of the Financial Statements for the period ended 31st Mar, 2023

- e) In case of assets purchased during the year, amortization on such assets is calculated on pro-rata basis from the date of such addition.

1.6 Non-Current assets (or disposal Company) classified as held for disposal:

Assets are classified as held for disposal and stated at the lower of carrying amount and fair value less costs to sell.


To classify any Asset as "Asset held for disposal" the asset must be available for immediate sale and its sale must be highly probable. Such assets or Company of assets are presented separately in the Balance Sheet, in the line "Assets held for disposal". Once classified as held for disposal, intangible assets and PPE are no longer amortised or depreciated, but carried at lower of cost or NRV.

1.7 Impairment of Non-Financial Assets:

At the end of each reporting period, the Company reviews the carrying amounts of non-financial assets to determine whether there is any indication that those assets have suffered an impairment loss. If any such indication exists, the recoverable amount of the asset is estimated in order to determine the extent of the impairment loss (if any). When it is not possible to estimate the recoverable amount of an individual asset, the Company estimates the recoverable amount of the cash-generating unit to which the asset belongs. When a reasonable and consistent basis of allocation can be identified, corporate assets are also allocated to individual cash-generating units, or otherwise they are allocated to the smallest Company of cash-generating units for which a reasonable and consistent allocation basis can be identified.

Intangible assets with indefinite useful lives and intangible assets not yet available for use are tested for impairment at least annually, and whenever there is an indication that the asset may be impaired.

Recoverable amount is the higher of fair value less costs of disposal and value in use. In assessing value in use, the estimated future cash flows are discounted to their present value using a pre-tax discount rate that reflects current market assessments of the time value of money and the risks specific to the asset for which the estimates of future cash flows have not been adjusted.



Significant Accounting policies and Notes forming part of the Financial Statements for the period ended 31st Mar, 2023

If the recoverable amount of an asset (or cash-generating unit) is estimated to be less than its carrying amount, the carrying amount of the asset (or cash-generating unit) is reduced to its recoverable amount. An impairment loss is recognised immediately in Statement of Profit and Loss, unless the relevant asset is carried at a revalued amount, in which case the impairment loss is treated as a revaluation decrease.


When an impairment loss subsequently reverses, the carrying amount of the asset (or a cash-generating unit) is increased to the revised estimate of its recoverable amount, but so that the increased carrying amount does not exceed the carrying amount that would have been determined had no impairment loss been recognised for the asset (or cash-generating unit) in prior years. A reversal of an impairment loss is recognised immediately in the Statement of Profit and Loss, unless the relevant asset is carried at a revalued amount, in which case the reversal of the impairment loss is treated as a revaluation increase.

1.8 Inventories:

The inventories (including traded goods) are valued at lower of cost and net realizable value after providing for cost of obsolescence wherever considered necessary. However, materials and other items held for use in the production of inventories are not written down below cost if the finished products in which they will be incorporated are expected to be sold at or above cost.

The cost comprises of costs of purchase, duties and taxes (other than those subsequently recoverable), conversion cost and other costs incurred in bringing the inventories to their present location and condition. Since the Company is in fashion industry with diverse designs / styles, the cost of inventory is determined on the basis of specific identification method (as the same is considered as more suitable).

In case of work in progress and finished goods, the costs of conversion include costs directly related to the units of production and systematic allocation of fixed and variable production overheads. The cost of finished goods also includes excise duty wherever applicable.



Significant Accounting policies and Notes forming part of the Financial Statements for the period ended 31st Mar, 2023

1.9 Borrowing Costs:

Borrowing costs that are directly attributable to the acquisition, construction or development of a qualifying asset are capitalized as part of the cost of the respective asset till such time the asset is ready for its intended use. A qualifying asset is an asset which necessarily takes a substantial period of time to get ready for its intended use. All other borrowing costs are expensed in the period in which they occur. Borrowing costs consist of interest, amortization of discounts and other costs that an entity incurs in connection with the borrowing of funds.

Preference shares, which are mandatorily redeemable on a specific date are classified as liabilities. The dividend on these preference shares is recognized in Statement of Profit and Loss as finance costs.

1.10 Provisions, Contingent Liabilities and Contingent Assets:

Provisions are recognised when the Company has a present obligation (legal or constructive) as a result of a past event and it is probable that an outflow of resources, that can be reliably estimated, will be required to settle such an obligation.

If the effect of the time value of money is material, provisions are determined by discounting the expected future cash flows to net present value using an appropriate pre-tax discount rate that reflects current market assessments of the time value of money and, where appropriate, the risks specific to the liability. Unwinding of the discount is recognised in the Statement of Profit and Loss as a finance cost.

Provisions are reviewed at each reporting date and are adjusted to reflect the current best estimate.

A present obligation that arises from past events where it is either not probable that an outflow of resources will be required to settle or a reliable estimate of the amount cannot be made, is disclosed as a contingent liability. Contingent liabilities are also disclosed when there is a possible obligation arising from past events, the existence of which will be confirmed only by the occurrence or non -occurrence of one or more uncertain future events not wholly within the control of the Company.

Claims against the Company where the possibility of any outflow of resources in settlement is remote, are not disclosed as contingent liabilities.



Significant Accounting policies and Notes forming part of the Financial Statements for the period ended 31st Mar, 2023

A contingent asset is disclosed, where an inflow of economic benefits is probable. Contingent assets are not recognised in financial statements since this may result in the recognition of income that may never be realised. However, when the realisation of income is virtually certain, then the related asset is not a contingent asset and is recognised.

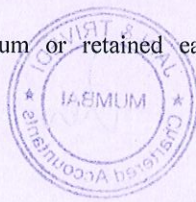
1.11 Revenue Recognition:

Revenue is recognized to the extent that it is probable that the economic benefits will flow to the Company and the amount can be reliably measured.

- a) Sales of goods are recognized when significant risks and rewards of ownership of the goods have passed to the buyer that coincides with delivery and is measured at the fair value of consideration received or receivable taking into account the amount of goods and services tax (GST), sales tax, rebates, trade discounts and sales returns.
- b) Interest income is recognized on time proportion basis taking into account the amount outstanding and rate applicable.
- c) Dividend income on investment is accounted for in the year in which the right to receive the payment is established.
- d) Rental income on assets given under operating lease arrangements is recognized on a straight-line basis over the period of the lease unless the receipts are structured to increase in line with expected general inflation to compensate for the Company's expected inflationary cost increases.

1.12 Income Taxes:

- a) Tax expenses comprise of current tax, deferred tax charge or credit and adjustments of taxes for earlier years. In respect of amounts adjusted against securities premium or retained earnings or other reserves, the



Significant Accounting policies and Notes forming part of the Financial Statements for the period ended 31st Mar, 2023

corresponding tax effect is also adjusted against the securities premium or retained earnings or other reserves, as the case may be, as per the announcement of Institute of Chartered Accountant of India.

- b) Current Tax is measured on the basis of estimated taxable income for the current accounting period in with the applicable tax rates and the provisions of the Income-tax Act, 1961 and other applicable tax laws.
- c) Deferred tax is provided, on all temporary differences at the reporting date between the tax bases of assets and liabilities and their carrying amounts for financial reporting purposes. Deferred tax assets and liabilities are measured at the tax rates that are expected to be applied to the temporary differences when they reverse, based on the laws that have been enacted or substantively enacted at the reporting date.

Tax relating to items recognised directly in equity or OCI is recognised in equity or OCI and not in the Statement of Profit and Loss. Deferred tax assets and liabilities are offset if there is a legally enforceable right to offset current tax liabilities and assets, and they relate to income taxes levied by the same tax authority, but they intend to settle current tax liabilities and assets on a net basis or their tax assets and liabilities will be realized simultaneously.

A deferred tax asset is recognized to the extent that it is probable that future taxable profits will be available against which the temporary difference can be utilised. Deferred tax assets are reviewed at each reporting date and are reduced to the extent that it is no longer probable

1.13 Earnings per Share:

Basic earnings per share (EPS) are calculated by dividing the net profit or loss (after tax) for the year attributable to equity shareholders by the weighted average number of equity shares outstanding during the year. The weighted average number of equity shares outstanding during the period is adjusted for events of bonus issue and share split if any.

For the purpose of calculating diluted earnings per share, the net profit or loss (after tax) for the year attributable to equity shareholders and the weighted average number of equity shares outstanding during the year are adjusted for



Significant Accounting policies and Notes forming part of the Financial Statements for the period ended 31st Mar, 2023

the effects of all dilutive potential equity shares.

1.14 Financial Instruments:

Financial assets and financial liabilities are recognised when a Company becomes a party to the contractual provisions of the instruments.

Measurement

At initial recognition, the Company measures a financial asset and financial liabilities at its fair value. Transaction costs that are directly attributable to the acquisition or issue of financial assets and financial liabilities (other than financial assets and financial liabilities at fair value through profit or loss and ancillary costs related to borrowings) are added to or deducted from the fair value of the financial assets or financial liabilities, as appropriate, on initial recognition. Transaction costs directly attributable to the acquisition of financial assets or financial liabilities at fair value through profit or loss are recognised immediately in Statement of Profit and Loss. However, trade receivables that do not contain a significant financing component are measured at transaction price.

Classification and Subsequent Measurement: Financial Assets

The Company classifies financial assets as subsequently measured at amortised cost, fair value through other comprehensive income ("FVTOCI") or fair value through profit or loss ("FVTPL") on the basis of following:

- the entity's business model for managing the financial assets and
- the contractual cash flow characteristics of the financial asset.

Equity instruments:

The Company subsequently measures its specific equity investments at fair value. Where the Company's management has elected to present fair value gains and losses on equity investments in other comprehensive income, there is no subsequent reclassification of fair value gains and losses to the Statement of Profit and Loss.

Dividends from such investments are recognized in the Statement of Profit and Loss as other income when the Company's right to receive payments is established.



Significant Accounting policies and Notes forming part of the Financial Statements for the period ended 31st Mar, 2023

Impairment of financial assets


The Company assesses on a forward looking basis the expected credit losses associated with its assets. The impairment methodology applied depends on whether there has been a significant increase in credit risk.

Derecognition of financial assets:

The Company derecognises a financial asset when the contractual rights to the cash flows from the asset expire, or when it transfers the financial asset and substantially all the risks and rewards of ownership of the asset to another party. If the Company neither transfers nor retains substantially all the risks and rewards of ownership and continues to control the transferred asset, the Company recognises its retained interest in the asset and an associated liability for amounts it may have to pay. If the Company retains substantially all the risks and rewards of ownership of a transferred financial asset, the Company continues to recognise the financial asset and also recognises a collateralised borrowing for the proceeds received.

On derecognition of a financial asset (other than specific equity instrument classified as FVOCI) in its entirety, the difference between the asset's carrying amount and the sum of the consideration received and receivable and the cumulative gain or loss that had been recognised in other comprehensive income and accumulated in equity is recognised in profit or loss if such gain or loss would have otherwise been recognised in profit or loss on disposal of that financial asset.

On derecognition of a financial asset other than in its entirety (e.g. when the Company retains an option to repurchase part of a transferred asset), the Company allocates the previous carrying amount of the financial asset between the part it continues to recognise under continuing involvement, and the part it no longer recognises on the basis of the relative fair values of those parts on the date of the transfer. The difference between the carrying amount allocated to the part that is no longer recognised and the sum of the consideration received for the part no longer recognised and any cumulative gain or loss allocated to it that had been recognised in other comprehensive income is recognised in profit or loss if such gain or loss would have otherwise been recognised in profit or loss on disposal of that financial asset. A cumulative gain or loss that had been recognised in other comprehensive income is allocated between the part that continues to be recognised and the part that is no longer recognised on the basis of the relative fair values of those parts.



Significant Accounting policies and Notes forming part of the Financial Statements for the period ended 31st Mar, 2023

Financial liabilities and equity instruments

Classification as debt or equity

Debt and equity instruments issued by the Company are classified as either financial liabilities or as equity in accordance with the substance of the contractual arrangements and the definitions of a financial liability and an equity instrument.

Equity instruments

An equity instrument is any contract that evidences a residual interest in the assets of an entity after deducting all of its liabilities. Equity instruments issued by the Company are recognised at the proceeds received, net of direct issue costs.

Repurchase of the Company's own equity instruments is recognised and deducted directly in equity. No gain or loss is recognized in profit or loss on the purchase, sale, issue or cancellation of the Company's own equity instruments.

Loans and Borrowings


Preference shares, which are mandatorily redeemable on a specific date, are classified as liabilities. The dividends (including Dividend distribution tax) on these preference shares are recognised in Statement of Profit and Loss as finance costs.

1.15 Cash and Cash Equivalents:

Cash and cash equivalents include cash in hand, bank balances, deposits with banks (other than on lien) that are readily convertible into known amounts of cash and are subject to an insignificant risk of changes in value.

1.16 Dividend distribution:

Final equity dividends on shares are recorded as a liability on the date of approval by the shareholders and interim equity dividends are recorded as a liability on the date of declaration by the Company's Board of Directors.



Significant Accounting policies and Notes forming part of the Financial Statements for the period ended 31st Mar, 2023

1.17 Segment Reporting:

Operating segments have been identified taking into account the nature of the products / services, geographical locations, nature of risks and returns, internal organization structure and internal financial reporting system. The Company prepares its segment information in conformity with the accounting policies adopted for preparing and presenting the financial statements of the Company as a whole. These operating results are regularly reviewed by the company's Chief Operating Decision Maker ("CODM").

1.18 Analytical Ratios :

	Mar-23	Mar-22
(a) Current ratio	183.82	333.22
(b) Debt-equity ratio	-1.66	-1.80
(c) Debt service coverage ratio	NA	NA
(d) Return on equity ratio	-1.56	-1.67
(e) Inventory turnover ratio	N.A	N.A
(f) Trade receivables turnover ratio	N.A	N.A
(g) Trade payables turnover ratio	N.A	N.A
(h) Net capital turnover ratio	N.A	N.A
(i) Net profit ratio	-103.25	-25.34



Significant Accounting policies and Notes forming part of the Financial Statements for the period ended 31st Mar, 2023

(j) Return on capital employed	-0.16	-0.17
--------------------------------	-------	-------

(k) Return on investment	NA	NA
--------------------------	----	----

Explanation for change in the ratio :

For Current Ratio : As the Current assets has been reduced , due to sale of Investments which has impacted current ratio significantly.

For Net Profit Ratio: Since Income has been reduced, there is significant impact on Net Profit ratio.

D. Critical accounting judgements and key sources of estimation uncertainty:


The preparation of the Company's financial statements requires management to make judgements, estimates and assumptions that affect the reported amounts of revenues, expenses, assets and liabilities, and the accompanying disclosures, and the disclosure of contingent liabilities. Uncertainty about these assumptions and estimates could result in outcomes that require a material adjustment to the carrying amount of assets or liabilities affected in future periods.

Critical judgements and estimates in applying accounting policies:

In the process of applying the Company's accounting policies, management has made the following judgements and estimates, which have the most significant effect on the amounts recognized in the financial statements

1) Borrowings (Redeemable Preference Shares):

The Company has issued Cumulative Redeemable Preference Shares. Under previous GAAP, the preference shares were classified as equity and cumulative dividend payable thereon was treated as contingent liability. Under



Significant Accounting policies and Notes forming part of the Financial Statements for the period ended 31st Mar, 2023

Ind AS, preference shares are classified as liability based on the terms of the contract and dividend payable on such preference share capital is recognised as finance costs (Also Refer Note 2.29).

2) Income Taxes:

The Company's tax jurisdiction is India. Significant judgements are involved in estimating budgeted profits for the purpose of paying advance tax, determining the provision for income taxes, including amount expected to be paid/recovered for uncertain tax positions

3) Property, Plant and Equipment:

Property, Plant and Equipment represent a significant proportion of the asset base of the Company. The charge in respect of periodic depreciation is derived after determining an estimate of an asset's expected useful life. The useful lives of the Company's assets are determined by the management at the time the asset is acquired and reviewed periodically, including at each financial year end. The lives are based on historical experience with similar assets as well as anticipation of future events, which may impact their life, such as changes in technical or commercial obsolescence arising from changes or improvements in production or from a change in market demand of the product or service output of the asset.

4) Fair value measurement of Financial Instruments: Refer Note 2.25



2. NOTES TO ACCOUNTS

2.19 Shareholders Agreement:

There is an agreement amongst Shareholders 1) Mahendra F. Sundesha and Meena M. Sundesha (MF Group) 2) Kewal Kiran Clothing Limited and 3) Hiralal P. Jain and Javerilal P. Mehta (JF Group). The Company had acquired land in Surat SEZ and created building for setting up of production unit for producing knitwear apparels for exports.

2.20 Status of De-notification of SEZ:

The Company had acquired land in Surat Special Economic Zone (SEZ) and constructed factory building for setting up of manufacturing unit for production of Knitwear Apparels for exports. However due to slowdown in International market, SEZ could not take off and most of the members of SEZ shelved their projects and approached to Gujarat Industrial Development Corporation (GIDC) and State and Central government for de-notification of SEZ.

Gujarat Industrial Development Corporation vide its circular No. GIDC/CIR/Distribution/Policy /13/05 dated 14.03.2013 has de-notified the SEZ and conceded to convert and use the erstwhile land in SEZ as Domestic Tariff Area (DTA) subject to fulfillment of conditions stated therein. The Company vide its letter dated 04.04.13 has consented for de-notification of its plot of land and undertaken to complete the formal procedure for the same. The management is hopeful that the SEZ would be de-notified soon.

Post de-notification, the Company shall dispose of the assets/land & building and realize the proceeds to return it to joint venture partners.

The Company had conducted valuation for the said property through M/s Anmol Sekhri Consultants Pvt. Ltd. and according to their valuation report dated 26th March , 2022 the value of Land & Building is Rs. 24,82,42,800 / - (Rupees Twenty Four Crore Eight One Lacs Forty Two Thousand Eight hundred only.)

2.21 Related Party Disclosure

Disclosures as per Ind AS 24 'Related Party Disclosures' are given below:



Significant Accounting policies and Notes forming part of the Financial Statements for the period ended 31st Mar, 2023

- a) Related Parties where i) control exists and ii) where significant influence exists (with whom transaction have taken place during the year)

Venturers:

Kewal Kiran Clothing Ltd

Hiralal Jain

Javerilal Mehta

Meena Sundesha

Key Management Personnel:

Kewalchand P. Jain Director

Hiralal P. Jain Director

Mahendra Sundesha Director

Hemant P Jain Director

Javerilal Mehta Director

Meena Sundesha Director

- b) The following transactions were carried out with the related parties in the ordinary course of business:

(Rs. In Lakhs)

Nature of Transaction	Name of Related Party	31 st Mar 2023	31 st Mar 2022
Interest expense on preference share capital	Kewal Kiran Clothing Ltd	28.13	28.13
	Mahendra Sundesha	28.13	28.13
Professional fees	Hiralal Jain	4.50	5.00
	Dilipkumar Sundesha	4.50	3.50
	Chandraprakash Sundesha	Nil	1.50

Outstanding Balances with related parties:

(Rs. In Lakhs)

Particulars	Related Party	31 st Mar 2023	31 st Mar 2022
Borrowings	Kewal Kiran	312.50	312.50
(Preference Share Capital	Clothing Ltd		
	Mahendra	312.50	312.50



Significant Accounting policies and Notes forming part of the Financial Statements for the period ended 31st Mar, 2023

	Sundesha		
--	----------	--	--

Following are the Key Managerial Personnel (KMPs) and their relative in accordance with the provisions of the Companies Act, 2013

Name	Designation
Shailesh Singh	Company Secretary

Disclosure of transactions during the year and year-end balance with above KMP

Managerial Remuneration (Salary): Rs. 89,244/- (P.Y. Rs. 86,293)

Salary Payable outstanding as at 31/03/2023 Rs. 7,437 (As at 31/03/2022 Rs. 7,437)

2.22 Auditors Remuneration:

(Rs. In Lakhs)

Particulars	31st Mar 2023	31st March 2022
Audit Fees (Including GST)	0.45	0.30
Taxation Matters	-	-
Other Matters	0.15	-

2.23 Depreciation:

The Depreciation has not been provided on Factory Building at Surat as the same is held for sale.

2.24 Income taxes:

Due to losses, provision is not made for Income Tax. Further, in view of inability to assess future taxable income, deferred tax assets which may be adjusted in the subsequent years is not ascertainable at this stage and accordingly the same has not been recognized in these accounts on prudent basis.



Significant Accounting policies and Notes forming part of the Financial Statements for the period ended 31st Mar, 2023

2.25 Fair Value Measurement:

The management assessed that cash and bank balances, trade receivables, trade payables, and other financial assets and liabilities approximate their carrying amounts largely due to the short-term maturities of these instruments.

The fair values of the financial assets and liabilities are included at the amount at which the instrument could be exchanged in a current transaction between willing parties, other than in a forced or liquidation sale.

The Company has established the following fair value hierarchy that categorises the values into 3 levels.

The inputs to valuation techniques used to measure fair value of financial instruments are:

Level 1: This hierarchy uses quoted (unadjusted) prices in active markets for identical assets or liabilities.

The fair value of all equity investments and units of mutual funds which are traded in the stock exchanges is valued using the closing price or dealer quotations as at the reporting date.

Level 2: The fair value of financial instruments that are not traded in an active market is determined using valuation techniques which maximize the use of observable market data and rely as little as possible on company specific estimates. The mutual fund units are valued using the closing Net Asset Value. If all significant inputs required to fair value an instrument are observable, the instrument is included in Level 2.

Level 3: If one or more of the significant inputs is not based on observable market data, the instrument is included in Level 3.

The Company's assets and liabilities are measured at amortised cost using Level 3 except financial asset being investments in mutual funds are measured at fair value through profit and loss as per Level 2 hierarchy.

2.26 Financial risk management objectives and policies:

The Company's principal financial liabilities, other than derivatives, comprise loans and borrowings, trade



Significant Accounting policies and Notes forming part of the Financial Statements for the period ended 31st Mar, 2023

and other payables. The main purpose of these financial liabilities is to finance the Company's operations.

The Company's principal financial assets include trade and other receivables, investments, and cash & cash equivalents that derive directly from its operations.

The Company is exposed to market risk, credit risk and liquidity risk. The Company's senior management oversees the management of these risks. It is the Company's policy that no trading in derivatives for speculative purposes may be undertaken. The Board of Directors reviews and agrees policies for managing each of these risks

2.27 These financial statements have been prepared in the format prescribed by the Schedule III to the Companies Act, 2013. Previous year figures are regrouped or rearranged wherever considered necessary.

As per our audit report of even date

For and on behalf of the Board of Directors

For and on behalf of

15-11-2023

Jain & Trivedi

Chartered Accountants

Registration No. : 113496W

Satish Trivedi

Satish Trivedi

Partner

Membership No. : 38317

Place: Mumbai

Date: 20-04-2023



Kewalchand P. Jain

Director

DIN:0029730

Mahendra Sundesha

Mahendra Sundesha

Director

DIN:01532570

Place: Mumbai

Date: 20-04-2023

Hiralal P. Jain

Hiralal P. Jain

Director

DIN:00949204

Shailesh Singh

Shailesh Singh

Company Secretary



DIRECTORS' REPORT

To the Members,

Your Directors have pleasure in presenting the 18th Annual Report of White Knitwears Private Limited along with the Audited Accounts for the year ended March 31, 2023.

FINANCIAL HIGHLIGHTS

Our Company's financial performance for the year under review has been encouraging and is summarized below:

Particulars	Amount in Rs.	
	F. Y. 2022-23	F. Y. 2021-22
Revenue From Operations		-
Other Income	95,000	4,32,000
Total Revenue	95,000	4,32,000
Total Expenditure	98,02,000	1,13,72,000
Profit before Tax (PBT)	(97,07,000)	(1,09,41,000)
Tax Expenses	1,50,000	-
Net Loss/ Profit for the year	(98,57,000)	(1,09,41,000)
Profit Available for Equity Shareholders	(98,57,000)	(1,09,41,000)

STATE OF COMPANY AFFAIRS / PERFORMANCE REVIEW

The Company has not carried any business activity. The gross income of the company stood at Rs. 95,000/- during current year as against Rs. 4,32,000/- in the previous year. In the year under review the company made a loss before tax of Rs. 97,07,000/- as against loss before tax of Rs. 1,09,41,000/- in the previous year and loss after tax of Rs. 98,57,000 /- as against loss after tax of Rs. 1,09,41,000/- in the previous year. Your Directors are confident of improving the performance of the company in the ensuing year.

DIVIDEND

The company did not declare any dividend during financial year 2022-2023.

TRANSFER TO RESERVES

The Company has not transferred any amount to the reserves during the year 2022-2023.

SHARE CAPITAL

There is no change in share capital during the financial year 2022-22\3.

INTERNAL CONTROL SYSTEM AND THEIR ADEQUACY

The Company has proper and adequate system of internal control to ensure that all assets are safeguarded and protected against loss from unauthorized use or disposition and that transaction are authorized, recorded and reported correctly. The Company has effective system in place for achieving efficiency in operations, optimum and effective utilization of resources, monitoring thereof and compliance with applicable laws. During the year, such control was tested and no reportable material weakness in the design or operation was observed.

STATUTORY AUDITORS

M/S Jain and Trivedi, Chartered Accountants, Mumbai, were appointed as the statutory auditors of the Company at the 14th annual general meeting held on September 17, 2019 for a period of 5(five) years from the conclusion of 14th Annual General Meeting till the conclusion of the 19th Annual General Meeting of the Company (Financial Year 2023-24).

AUDITORS' REPORT

The Auditor's Report does not contain any qualification, reservation or adverse remark. The observations of Auditors in their report read with notes to the accounts are self-explanatory.

During the year under review, no frauds were reported by auditor under Section 143(12) of Companies Act, 2013.

COST RECORDS

Cost records are not required to be maintained by the company and accordingly such records and accounts are not maintained.

PARTICULARS OF LOANS, GUARANTEES OR INVESTMENTS UNDER SECTION 186 OF THE COMPANIES ACT 2013

Your Company has not given any loans or guarantee. The acquisitions of securities of any other body corporate are within the limit specified u/s 186 of the Companies Act, 2013. The details of the same are given in the notes to financial statements.

PARTICULARS OF CONTRACTS OR ARRANGEMENTS WITH RELATED PARTIES:

During the year the Company has not entered into any related party transactions therefore the details of AOC-2 is not given.

PARTICULARS OF HOLDING, SUBSIDIARY OR ASSOCIATE COMPANY:

NIL

MATERIAL CHANGES AND COMMITMENTS, IF ANY, AFFECTING THE FINANCIAL POSITION OF COMPANY

There are no material changes and commitments which have occurred between the end of the financial year of the Company to which the financial statements relate and to the date of this report.

CHANGE IN THE NATURE OF BUSINESS:

During the year under review, there was no change in the nature of business of the Company.

SECRETARIAL STANDARDS

The Company has complied with all applicable Secretarial Standards issued by Institute of Company Secretaries of India on Meetings of Board of Directors, General Meeting and Report of the Board of Directors.

DETAILS OF MEETINGS OF THE BOARD OF DIRECTORS

The Board meets at regular interval to discuss and decide on the Company's policies and strategies apart from other Board matters. The tentative annual calendar of the Board Meeting is circulated in advance to facilitate the Directors to plan their schedule and to ensure participation in the meeting.

Board of Directors met 4 times during the year 2022-23. The date of Board meetings are: Friday, May 6, 2022, Friday, July 18, 2022, Monday, October 10, 2022, and Tuesday, January 3, 2023.

The gap between the two Board Meetings did not exceed 120 days.

ENERGY CONSERVATION, TECHNOLOGY ABSORPTION AND FOREIGN EXCHANGE EARNINGS AND OUTGO:

The details of conservation of energy, technology absorption, foreign exchange earnings and outgo are as follows:

A) Conservation of energy:

Energy conservation dictates how efficiently a company can conduct its operation. White Knitwears Private Limited recognized the importance of energy conservation.

Energy Conservation measure taken:

Adequate Care is taken to minimize the use of electricity by switching off the lights etc. when not in use.

B) Technology absorption:

The Company has not imported any technology and hence the question of its absorption does not arise.

C) Foreign exchange earnings and Outgo:

Foreign Exchange Earnings – Nil

Foreign Exchange Outgo – Nil

CHANGES IN DIRECTORSHIP

There are no Changes in Directorship on the Board during the year 2022-2023.

FIXED DEPOSIT

The Company has not accepted any deposits as covered under Chapter V of the Companies Act, 2013.

SIGNIFICANT AND MATERIAL ORDERS PASSED BY THE REGULATORS OR COURTS OR TRIBUNAL

There are no significant material orders passed by the Regulators / Courts / Tribunal which would impact the going concern status of the Company and its future operations.

STATEMENT OF DIRECTORS' RESPONSIBILITY

To the best of Directors knowledge and belief and according to the information and explanations obtained by them, your Directors make the following statements in terms of Section 134(3)(c) of the Companies Act, 2013 read with section 134 (5) of Companies Act, 2013.

- a) In the preparation of the annual accounts, the applicable accounting standards had been followed along with proper explanation relating to material departures;
 - b) The directors had selected such accounting policies and applied them consistently and made judgments and estimates that are reasonable and prudent so as to give a true and fair view of the state of affairs of the company at the end of the financial year and of the profit and loss of the company for that period;
 - (c) The directors had taken proper and sufficient care for the maintenance of adequate accounting records in accordance with the provisions of this Act for safeguarding the assets of the company and for preventing and detecting fraud and other irregularities;
 - (d) The directors had prepared the annual accounts on a going concern basis;
- and

- e) The directors had devised proper systems to ensure compliance with the provisions of all applicable laws and that such systems were adequate and operating effectively.

CORPORATE SOCIAL RESPONSIBILITY:

The provisions relating to Corporate Social Responsibility are not applicable to the Company.

PARTICULARS OF EMPLOYEES:

During the year no employees has received remuneration exceeding the limits, the statement of employees are not attached to this report pursuant to Rule 5(2) and Rule 5(3) of the Companies (Appointment and Remuneration of Managerial Personnel) Rules, 2014.

RISK MANAGEMENT:

The Board of Directors is, on continuous basis, implementing and monitoring the risk management plan for the Company. The Board is responsible for reviewing risk management plan and ensuring its effectiveness. Major risks identified by the businesses and functions are systematically addressed through mitigating actions on a continuing basis.

ANTI SEXUAL HARASSMENT POLICY

The Company has in place an Anti Sexual Harassment Policy in line with the requirements of The Sexual Harassment of Women at the Workplace (Prevention, Prohibition and Redressal) Act, 2013. Internal Complaints Committee (ICC) has been set up to redress complaints received regarding sexual harassment. All employees (permanent, contractual, temporary, trainees) are covered under this policy. During the year under review, there were no complaints reported to the Board.

ACKNOWLEDGMENTS:

Your Board of Directors wish to place on record its appreciation for the commitment, dedication and hard work done by the employees of the Company and the cooperation extended by Banks, Government Authorities, Customers, Shareholders and looks forward to a continued mutual support and co-operation.

Place: Mumbai
Date: April 20, 2023

For & on behalf of The Board
White Knitwears Private Limited

15-11-2023 P.J.-in

Kewalchand P. Jain
Director
(DIN 00029730)