

FORM NO. MGT-7

[Pursuant to sub-Section(1) of section 92 of the Companies Act, 2013 and sub-rule (1) of rule 11 of the Companies (Management and Administration) Rules, 2014]



सत्यमेव जयते

Annual Return (other than OPCs and Small Companies)

Form language ☒ English ☐ Hindi

Refer the instruction kit for filing the form.

I. REGISTRATION AND OTHER DETAILS

(i) * Corporate Identification Number (CIN) of the company

L18101MH1992PLC065136

Pre-fill

Global Location Number (GLN) of the company

* Permanent Account Number (PAN) of the company

AAACK3402H

(ii) (a) Name of the company

KEWAL KIRAN CLOTHING LIM

(b) Registered office address

Kewal Kiran Estate, 460/7, I.B. Patel Road,
Near Western Express Highway, Goregoan(East)
Mumbai
Maharashtra
400063

(c) *e-mail ID of the company

grievanceredressal@kewalkiran

(d) *Telephone number with STD code

02269014400

(e) Website

www.kewalkiran.com

(iii) Date of Incorporation

30/01/1992

(iv)	Type of the Company	Category of the Company	Sub-category of the Company
	Public Company	Company limited by shares	Indian Non-Government company

(v) Whether company is having share capital

☒ Yes

☐ No

(vi) *Whether shares listed on recognized Stock Exchange(s)

☒ Yes

☐ No

(a) Details of stock exchanges where shares are listed

S. No.	Stock Exchange Name	Code
	The BSE Limited	1
	The National Stock Exchange of India	1,024

(b) CIN of the Registrar and Transfer Agent

U67190MH1999PTC118368

Pre-fill

Name of the Registrar and Transfer Agent

MUFG INTIME INDIA PRIVATE LIMITED

Registered office address of the Registrar and Transfer Agents

C-101, 1st Floor, 247 Park, Lal Bahadur Shastri Marg, Vikh
roli (West),

(vii) *Financial year From date 01/04/2024 (DD/MM/YYYY) To date 31/03/2025 (DD/MM/YYYY)

(viii) *Whether Annual general meeting (AGM) held ☒ Yes ☐ No

(a) If yes, date of AGM

(b) Due date of AGM

30/09/2025

(c) Whether any extension for AGM granted

☐ Yes ☒ No

II. PRINCIPAL BUSINESS ACTIVITIES OF THE COMPANY

*Number of business activities 1

S.No	Main Activity group code	Description of Main Activity group	Business Activity Code	Description of Business Activity	% of turnover of the company
1	C	Manufacturing	C2	Textile, leather and other apparel products	94.56

III. PARTICULARS OF HOLDING, SUBSIDIARY AND ASSOCIATE COMPANIES (INCLUDING JOINT VENTURES)

*No. of Companies for which information is to be given 3

Pre-fill All

S.No	Name of the company	CIN / FCRN	Holding/ Subsidiary/Associate/ Joint Venture	% of shares held
1	WHITE KNITWEARS PRIVATE LIMI	U18101MH2005PTC157994	Joint Venture	33.33
2	KRAUS CASUALS PRIVATE LIMI	U14101MH2024PTC425636	Subsidiary	50

3	KEWAL KIRAN DEVELOPERS LIM	U41001MH2021PLC355879	Subsidiary	100
---	----------------------------	-----------------------	------------	-----

IV. SHARE CAPITAL, DEBENTURES AND OTHER SECURITIES OF THE COMPANY

(i) *SHARE CAPITAL

(a) Equity share capital

Particulars	Authorised capital	Issued capital	Subscribed capital	Paid up capital
Total number of equity shares	125,000,000	61,625,185	61,625,185	61,625,185
Total amount of equity shares (in Rupees)	1,250,000,000	616,251,850	616,251,850	616,251,850

Number of classes

1

Class of Shares	Authorised capital	Issued capital	Subscribed capital	Paid up capital
Number of equity shares	125,000,000	61,625,185	61,625,185	61,625,185
Nominal value per share (in rupees)	10	10	10	10
Total amount of equity shares (in rupees)	1,250,000,000	616,251,850	616,251,850	616,251,850

(b) Preference share capital

Particulars	Authorised capital	Issued capital	Subscribed capital	Paid-up capital
Total number of preference shares	0	0	0	0
Total amount of preference shares (in rupees)	0	0	0	0

Number of classes

0

Class of shares	Authorised capital	Issued capital	Subscribed capital	Paid up capital
Number of preference shares				
Nominal value per share (in rupees)				
Total amount of preference shares (in rupees)	0			

(c) Unclassified share capital

Particulars	Authorised Capital
Total amount of unclassified shares	0

(d) Break-up of paid-up share capital

Class of shares	Number of shares			Total nominal amount	Total Paid-up amount	Total premium
Equity shares	Physical	DEMAT	Total			
At the beginning of the year	439	61,624,746	61625185	616,251,850	616,251,850	
Increase during the year	0	260	260	0	0	0
i. Public Issues	0	0	0	0	0	0
ii. Rights issue	0	0	0	0	0	0
iii. Bonus issue	0	0	0	0	0	0
iv. Private Placement/ Preferential allotment	0	0	0	0	0	0
v. ESOPs	0	0	0	0	0	0
vi. Sweat equity shares allotted	0	0	0	0	0	0
vii. Conversion of Preference share	0	0	0	0	0	0
viii. Conversion of Debentures	0	0	0	0	0	0
ix. GDRs/ADRs	0	0	0	0	0	0
x. Others, specify	0	260	260	0	0	
converted to demat						
Decrease during the year	260	0	260	0	0	0
i. Buy-back of shares	0	0	0	0	0	0
ii. Shares forfeited	0	0	0	0	0	0
iii. Reduction of share capital	0	0	0	0	0	0
iv. Others, specify	260	0	260	0	0	
converted to demat						
At the end of the year	179	61,625,006	61625185	616,251,850	616,251,850	
Preference shares						
At the beginning of the year	0	0	0	0	0	
Increase during the year	0	0	0	0	0	0
i. Issues of shares	0	0	0	0	0	0
ii. Re-issue of forfeited shares	0	0	0	0	0	0

iii. Others, specify						
Decrease during the year	0	0	0	0	0	0
i. Redemption of shares	0	0	0	0	0	0
ii. Shares forfeited	0	0	0	0	0	0
iii. Reduction of share capital	0	0	0	0	0	0
iv. Others, specify						
At the end of the year	0	0	0	0	0	

ISIN of the equity shares of the company

(ii) Details of stock split/consolidation during the year (for each class of shares)

0

Class of shares		(i)	(ii)	(iii)
Before split / Consolidation	Number of shares			
	Face value per share			
After split / Consolidation	Number of shares			
	Face value per share			

(iii) Details of shares/Debentures Transfers since closure date of last financial year (or in the case of the first return at any time since the incorporation of the company) *

☒ Nil

[Details being provided in a CD/Digital Media]

☐ Yes

☐ No

☐ Not Applicable

Separate sheet attached for details of transfers

☐ Yes

☐ No

Note: In case list of transfer exceeds 10, option for submission as a separate sheet attachment or submission in a CD/Digital Media may be shown.

Date of the previous annual general meeting

Date of registration of transfer (Date Month Year) <input style="width: 400px;" type="text"/>			
Type of transfer	<input style="width: 80px;" type="text"/>	1 - Equity, 2- Preference Shares,3 - Debentures, 4 - Stock	
Number of Shares/ Debentures/ Units Transferred	<input style="width: 150px;" type="text"/>	Amount per Share/ Debenture/Unit (in Rs.)	<input style="width: 150px;" type="text"/>
Ledger Folio of Transferor		<input style="width: 450px;" type="text"/>	
Transferor's Name	<input style="width: 150px;" type="text"/>	<input style="width: 150px;" type="text"/>	<input style="width: 150px;" type="text"/>
	Surname	middle name	first name
Ledger Folio of Transferee		<input style="width: 450px;" type="text"/>	
Transferee's Name	<input style="width: 150px;" type="text"/>	<input style="width: 150px;" type="text"/>	<input style="width: 150px;" type="text"/>
	Surname	middle name	first name

Date of registration of transfer (Date Month Year) <input style="width: 400px;" type="text"/>			
Type of transfer	<input style="width: 80px;" type="text"/>	1 - Equity, 2- Preference Shares,3 - Debentures, 4 - Stock	
Number of Shares/ Debentures/ Units Transferred	<input style="width: 150px;" type="text"/>	Amount per Share/ Debenture/Unit (in Rs.)	<input style="width: 150px;" type="text"/>
Ledger Folio of Transferor		<input style="width: 450px;" type="text"/>	
Transferor's Name	<input style="width: 150px;" type="text"/>	<input style="width: 150px;" type="text"/>	<input style="width: 150px;" type="text"/>
	Surname	middle name	first name
Ledger Folio of Transferee		<input style="width: 450px;" type="text"/>	
Transferee's Name	<input style="width: 150px;" type="text"/>	<input style="width: 150px;" type="text"/>	<input style="width: 150px;" type="text"/>
	Surname	middle name	first name

(iv) *Debentures (Outstanding as at the end of financial year)

Particulars	Number of units	Nominal value per unit	Total value
Non-convertible debentures	0	0	0
Partly convertible debentures	0	0	0
Fully convertible debentures	0	0	0
Total			0

Details of debentures

Class of debentures	Outstanding as at the beginning of the year	Increase during the year	Decrease during the year	Outstanding as at the end of the year
Non-convertible debentures	0	0	0	0
Partly convertible debentures	0	0	0	0
Fully convertible debentures	0	0	0	0

(v) Securities (other than shares and debentures)

0

Type of Securities	Number of Securities	Nominal Value of each Unit	Total Nominal Value	Paid up Value of each Unit	Total Paid up Value
Total					

V. *Turnover and net worth of the company (as defined in the Companies Act, 2013)

(i) Turnover

8,353,318,000

(ii) Net worth of the Company

8,171,730,000

VI. (a) *SHARE HOLDING PATTERN - Promoters

S. No.	Category	Equity		Preference	
		Number of shares	Percentage	Number of shares	Percentage
1.	Individual/Hindu Undivided Family				
	(i) Indian	45,735,890	74.22	0	
	(ii) Non-resident Indian (NRI)	0	0	0	
	(iii) Foreign national (other than NRI)	0	0	0	

2.	Government				
	(i) Central Government	0	0	0	
	(ii) State Government	0	0	0	
	(iii) Government companies	0	0	0	
3.	Insurance companies	0	0	0	
4.	Banks	0	0	0	
5.	Financial institutions	0	0	0	
6.	Foreign institutional investors	0	0	0	
7.	Mutual funds	0	0	0	
8.	Venture capital	0	0	0	
9.	Body corporate (not mentioned above)		0	0	
10.	Others Kewal Kiran Finance Private Limi	34,475	0.06	0	
	Total	45,770,365	74.28	0	0

Total number of shareholders (promoters)

16

(b) *SHARE HOLDING PATTERN - Public/Other than promoters

S. No.	Category	Equity		Preference	
		Number of shares	Percentage	Number of shares	Percentage
1.	Individual/Hindu Undivided Family				
	(i) Indian	7,946,835	12.9	0	
	(ii) Non-resident Indian (NRI)	410,472	0.67	0	
	(iii) Foreign national (other than NRI)	0	0	0	
2.	Government				
	(i) Central Government	175	0	0	
	(ii) State Government	0	0	0	
	(iii) Government companies	0	0	0	
3.	Insurance companies	152,860	0.25	0	

4.	Banks	0	0	0	
5.	Financial institutions	0	0	0	
6.	Foreign institutional investors	1,474,310	2.39	0	
7.	Mutual funds	4,149,411	6.73	0	
8.	Venture capital	0	0	0	
9.	Body corporate (not mentioned above)	847,829	1.38	0	
10.	Others AIF, KMP, IEPF, Trust, LLP, H +	872,928	1.42	0	
	Total	15,854,820	25.74	0	0

Total number of shareholders (other than promoters) 35,770

Total number of shareholders (Promoters+Public/
Other than promoters) 35,786

(c) *Details of Foreign institutional investors' (FIIs) holding shares of the company

50

Name of the FII	Address	Date of Incorporation	Country of Incorporation	Number of shares held	% of shares held
PINEBRIDGE GLOBAL I +				400,934	0.65
ACADIAN EMERGING I +				171,315	0.27
BUMA-UNIVERSAL-FO +				115,750	0.18
TEACHERS' RETI +				106,522	0.17
TEACHERS RETIREMEN +				103,062	0.16
CITY OF NEW YORK GF +				71,780	0.11
EMERGING MARKETS C +				56,202	0.09
ST. JAMES'S PLA +				51,000	0.08
ACADIAN EMERGING I +				43,575	0.07
FLORIDA RETIREMENT +				43,511	0.07
RUSSELL INVESTMENT +				32,487	0.05
RUSSELL INVESTMENT +				28,486	0.04
THE EMERGING MARK +				24,568	0.03

Name of the FII	Address	Date of Incorporation	Country of Incorporation	Number of shares held	% of shares held
ACADIAN EMERGING I +				18,600	0.03
ACADIAN EMERGING I +				17,112	0.02
NATIONAL RAILROAD +				16,514	0.02
IBM DIVERSIFIED GLOI +				13,552	0.02
PUBLIC EMPLOYEES RI +				12,148	0.01
THE STATE TEACHERS +				12,053	0.01
FIDELITY RUTLAND SC +				11,290	0.01
RTX MASTER RETIREM +				10,129	0.01
TEACHERS' RETI +				9,315	0.01
TEXAS MUNICIPAL RE +				8,855	0.01
POLICEMENS ANNUIT +				8,603	0.01
MONETARY AUTHORI +				7,379	0.01

VII. *NUMBER OF PROMOTERS, MEMBERS, DEBENTURE HOLDERS
(Details, Promoters, Members (other than promoters), Debenture holders)

Details	At the beginning of the year	At the end of the year
Promoters	16	16
Members (other than promoters)	33,356	35,770
Debenture holders	0	0

VIII. DETAILS OF DIRECTORS AND KEY MANAGERIAL PERSONNEL

(A) *Composition of Board of Directors

Category	Number of directors at the beginning of the year		Number of directors at the end of the year		Percentage of shares held by directors as at the end of year	
	Executive	Non-executive	Executive	Non-executive	Executive	Non-executive
A. Promoter	4	0	4	0	23	0
B. Non-Promoter	0	7	0	5	0	0
(i) Non-Independent	0	0	0	0	0	0

(ii) Independent	0	7	0	5	0	0
C. Nominee Directors representing	0	0	0	0	0	0
(i) Banks & FIs	0	0	0	0	0	0
(ii) Investing institutions	0	0	0	0	0	0
(iii) Government	0	0	0	0	0	0
(iv) Small share holders	0	0	0	0	0	0
(v) Others	0	0	0	0	0	0
Total	4	7	4	5	23	0



Number of Directors and Key managerial personnel (who is not director) as on the financial year end date 12

(B) (i) *Details of directors and Key managerial personnel as on the closure of financial year

Name	DIN/PAN	Designation	Number of equity share(s) held	Date of cessation (after closure of financial year : If any)
KEWALCHAND PUKHRAJ JAIN	00029730	Managing Director	3,453,055	
HEMANT PUKHRAJ JAIN	00029822	Managing Director	3,459,575	
DINESH PUKHRAJ JAIN	00327277	Whole-time director	3,649,155	
VIKAS PUKHRAJ JAIN	00029901	Whole-time director	3,609,105	
JAYRAJ SAMPATRAI	03290577	Director	0	
PARESH HARIKANT CHANDRA	10419124	Director	0	
USHMA SHETH SULE	07460369	Director	0	
VIVEK KESHAV SHIRUR	00340316	Director	0	
DRUSHTI RAHUL DESHMUKH	00294249	Director	0	
ABHIJIT BHALCHANDRA	AAQPW1067R	Company Secretary	0	
BHARAT ASSUDOMANI	AGAPA5887H	CFO	5	
NIMESH NAVINCHANDRAN	AGQPA2980B	CFO	4,621	

(ii) Particulars of change in director(s) and Key managerial personnel during the year

2

Name	DIN/PAN	Designation at the beginning / during the financial year	Date of appointment/ change in designation/ cessation	Nature of change (Appointment/ Change in designation/ Cessation)
VIVEK KESHAV SH 	00340316	Director	13/08/2024	Appointment
DRUSHTI RAHUL D 	00294249	Director	27/08/2024	Cessation

IX. MEETINGS OF MEMBERS/CLASS OF MEMBERS/BOARD/COMMITTEES OF THE BOARD OF DIRECTORS

A. MEMBERS/CLASS /REQUISITIONED/NCLT/COURT CONVENED MEETINGS

Number of meetings held

1

Type of meeting	Date of meeting	Total Number of Members entitled to attend meeting	Attendance	
			Number of members attended	% of total shareholding
Annual General Meeting	27/09/2024	35,771	67	73.45

B. BOARD MEETINGS

*Number of meetings held




5

S. No.	Date of meeting	Total Number of directors associated as on the date of meeting	Attendance	
			Number of directors attended	% of attendance
1	30/05/2024	8	8	100
2	13/08/2024	9	9	100
3	29/09/2024	8	8	100
4	25/10/2024	8	8	100
5	09/02/2025	8	7	87.5

C. COMMITTEE MEETINGS

Number of meetings held

16

S. No.	Type of meeting	Date of meeting	Total Number of Members as on the date of the meeting	Attendance	
				Number of members attended	% of attendance
1	Audit Committee 	11/05/2024	3	3	100
2	Audit Committee 	30/05/2024	3	3	100
3	Audit Committee 	13/08/2024	3	3	100

S. No.	Type of meeting	Date of meeting	Total Number of Members as on the date of the meeting	Attendance	
				Number of members attended	% of attendance
4	Audit Committee	25/10/2024	3	3	100
5	Audit Committee	09/02/2025	3	3	100
6	Nomination and Remuneration	13/08/2024	3	3	100
7	Risk Management	12/04/2024	7	7	100
8	Risk Management	09/11/2024	7	7	100
9	Corporate Social Responsibility	30/05/2024	3	3	100
10	Stakeholders Forum	28/03/2025	3	3	100

D. *ATTENDANCE OF DIRECTORS

S. No.	Name of the director	Board Meetings			Committee Meetings			Whether attended AGM held on
		Number of Meetings which director was entitled to attend	Number of Meetings attended	% of attendance	Number of Meetings which director was entitled to attend	Number of Meetings attended	% of attendance	
								(Y/N/NA)
1	KEWALCHANDRA	5	4	80	10	10	100	
2	HEMANT PUKHRAJ	5	5	100	10	9	90	
3	DINESH PUKHRAJ	5	5	100	6	6	100	
4	VIKAS PUKHRAJ	5	5	100	8	8	100	
5	JAYRAJ SAMI	5	5	100	7	7	100	
6	PARESH HAFI	5	5	100	8	8	100	
7	USHMA SHET	5	5	100	3	3	100	
8	VIVEK KESHAV	4	4	100	0	0	0	
9	DRUSHTI RAI	2	2	100	4	4	100	

X. *REMUNERATION OF DIRECTORS AND KEY MANAGERIAL PERSONNEL

☐ Nil

Number of Managing Director, Whole-time Directors and/or Manager whose remuneration details to be entered

4

S. No.	Name	Designation	Gross Salary	Commission	Stock Option/ Sweat equity	Others	Total Amount
1	KEWALCHAND PU	Managing Direct	11,792,432	0	0	707,568	12,500,000
2	HEMANT PUKHRA	Managing Direct	11,792,432	0	0	707,568	12,500,000
3	DINESH PUKHRAJ	Whole-time Dire	11,792,432	0	0	707,568	12,500,000
4	VIKAS PUKHRAJ J.	Whole-time Dire	11,792,432	0	0	707,568	12,500,000
	Total		47,169,728	0	0	2,830,272	50,000,000

Number of CEO, CFO and Company secretary whose remuneration details to be entered

3

S. No.	Name	Designation	Gross Salary	Commission	Stock Option/ Sweat equity	Others	Total Amount
1	ABHIJIT BHALCHA	Company Secre	6,400,734	0	0	0	6,400,734
2	NIMESH NAVINCH.	CFO	6,401,622	0	0	0	6,401,622
3	BHARAT ASSUDOI	CFO	9,000,004	0	0	0	9,000,004
	Total		21,802,360	0	0	0	21,802,360

Number of other directors whose remuneration details to be entered

5

S. No.	Name	Designation	Gross Salary	Commission	Stock Option/ Sweat equity	Others	Total Amount
1	JAYRAJ SAMPATR	Independent Dir	0	0	0	1,040,000	1,040,000
2	PARESH HARIKAN	Independent Dir	0	0	0	1,020,000	1,020,000
3	USHMA SHETH SU	Independent Dir	0	0	0	700,000	700,000
4	VIVEK KESHAV SH	Independent Dir	0	0	0	360,000	360,000
5	DRUSHTI RAHUL I	Independent Dir	0	0	0	480,000	480,000
	Total		0	0	0	3,600,000	3,600,000

XI. MATTERS RELATED TO CERTIFICATION OF COMPLIANCES AND DISCLOSURES

* A. Whether the company has made compliances and disclosures in respect of applicable provisions of the Companies Act, 2013 during the year ☒ Yes ☐ No

B. If No, give reasons/observations

XII. PENALTY AND PUNISHMENT - DETAILS THEREOF

(A) DETAILS OF PENALTIES / PUNISHMENT IMPOSED ON COMPANY/DIRECTORS /OFFICERS ☒ Nil

Name of the company/ directors/ officers	Name of the court/ concerned Authority	Date of Order	Name of the Act and section under which penalised / punished	Details of penalty/ punishment	Details of appeal (if any) including present status

(B) DETAILS OF COMPOUNDING OF OFFENCES ☒ Nil

Name of the company/ directors/ officers	Name of the court/ concerned Authority	Date of Order	Name of the Act and section under which offence committed	Particulars of offence	Amount of compounding (in Rupees)

XIII. Whether complete list of shareholders, debenture holders has been enclosed as an attachment

☐ Yes ☒ No

(In case of 'No', submit the details separately through the method specified in instruction kit)

XIV. COMPLIANCE OF SUB-SECTION (2) OF SECTION 92, IN CASE OF LISTED COMPANIES

In case of a listed company or a company having paid up share capital of Ten Crore rupees or more or turnover of Fifty Crore rupees or more, details of company secretary in whole time practice certifying the annual return in Form MGT-8.

Name

Ummedmal P. Jain

Whether associate or fellow

☐ Associate ☒ Fellow

Certificate of practice number

2235

I/We certify that:

(a) The return states the facts, as they stood on the date of the closure of the financial year aforesaid correctly and adequately.

(b) Unless otherwise expressly stated to the contrary elsewhere in this Return, the Company has complied with all the provisions of the Act during the financial year.

Declaration

I am Authorised by the Board of Directors of the company vide resolution no. ...

20D

dated

24/10/2015

(DD/MM/YYYY) to sign this form and declare that all the requirements of the Companies Act, 2013 and the rules made thereunder in respect of the subject matter of this form and matters incidental thereto have been complied with. I further declare that:

1. Whatever is stated in this form and in the attachments thereto is true, correct and complete and no information material to the subject matter of this form has been suppressed or concealed and is as per the original records maintained by the company.
2. All the required attachments have been completely and legibly attached to this form.

Note: Attention is also drawn to the provisions of Section 447, section 448 and 449 of the Companies Act, 2013 which provide for punishment for fraud, punishment for false statement and punishment for false evidence respectively.

To be digitally signed by

Director

DIN of the director

To be digitally signed by

☒ Company Secretary

☐ Company secretary in practice

Membership number

Certificate of practice number

Attachments

1. List of share holders, debenture holders
2. Approval letter for extension of AGM;
3. Copy of MGT-8;
4. Optional Attachement(s), if any

Attach

Attach

Attach

Attach

List of attachments

Remove attachment

Modify

Check Form

Prescrutiny

Submit

This eForm has been taken on file maintained by the Registrar of Companies through electronic mode and on the basis of statement of correctness given by the company